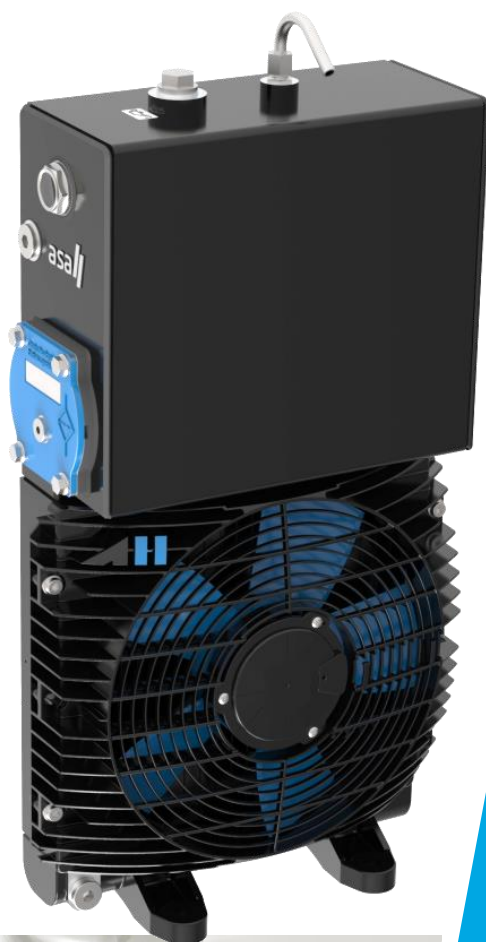




eco-exchanger FT 11

The cooler unit for transit mixers

cooler • filter • oil tank • fan drive



**be different.
make a difference.**

Innovation

How to innovate reliable systems?

With over 40 years' experience in designing and manufacturing of coolers, filters and fan units lead us to this unique solution for the market of truck mounted concrete mixers. Our knowledge as a technology partner and the close communication with end users makes the eco-exchanger to the bench mark in hydraulic cooling and filtration. On first sight this product looks reliable and simple. The innovation is a summary of solutions from the inside out. Please contact us to discover the various configuration possibilities as well options or any adaptations for your application.

Components




Cross-Reference

article code	manufacturer
ILLCO1102FTF....	ASA
1053.127.0000	AKG
DR-R / OC-R	AHF
LKFM-12 / LKFM-24	Universal Hydraulik
OKAN FK 1511250	Funke
any many more	

Contact us for a comparison with other solutions in the market and discover the savings and potential for higher efficiency.

Benefits

Our key to successful design innovations is close contact with the customers and especially the end users. In this overview, we highlight the major benefits of the eco exchanger. Due to the high level of modularity, we cannot show all of our options and possibilities. Please contact us and share your requirements with us, so we can work out the optimal configuration for your application.



Cleanest and simplest filter change design/filter bypass on request



Better filter performance through larger cartridge



Energy-optimized asa-fan options acc. ECE-R10



No temperature sensitive plastics



Short suction line




Optional fan control




Optimized oil filling



Practical multi-function filter cap



Temperature control options



Mechanical protection for peripheral components

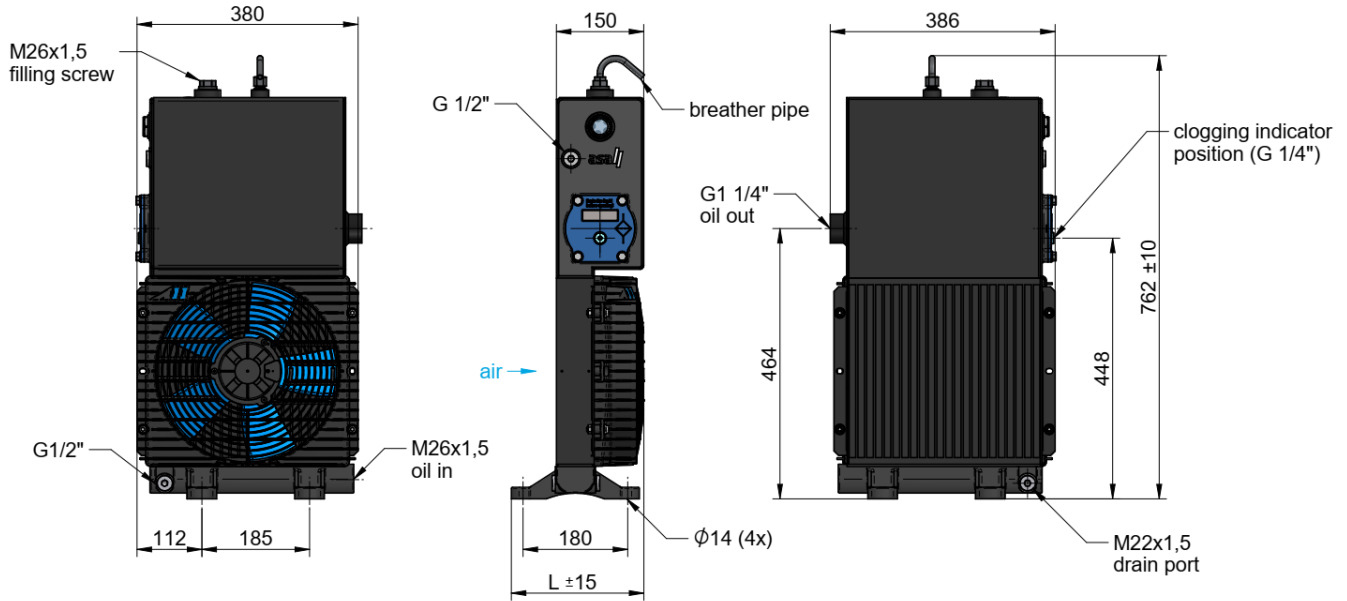


Oil drain valve

This data sheet and the corresponding scale drawings are to be used as a general guideline and technical overview of our products. Please contact us if more exact information is needed. As we are constantly improving our products, their characteristics, dimensions and weights may also change, although we do our best to incorporate these changes continually. asa assumes no liability for any information therein, any errors, omissions, misprints, nor any direct or indirect damages, losses or costs resulting therefrom. Any cooling performances and general technical values indicated in this catalogue are measured at a test bench according to asa testing procedures or calculated, based on such tests. They represent a basis for your product selection. Due to different conditions in testing and application environments the performance may also vary by +/- 15%. All sound values are determined in accordance with ISO 9614-2, DIN EN ISO 11203 accuracy class 3 or Machinery Directive 2006/42/EG and are A-rated. At some of the performance data, possible differences to competition data are possible. The reason to that are no existing standardized testing procedures on individual subjects, e.g. for cooling performance measurements. Therefore, we recommend all products to be checked under the system operating conditions. This is also true of vibrations and mechanical stress as well as for pressure peaks and thermal stress and any other relevant factors. General tolerances according to DIN ISO 2768-*vt*. General tolerances for casted parts according EN ISO 8062-3 (DCTG 10). Tolerances for rubber parts are according to ISO 3302-1 (class M4-F+C). The tolerances of welding seams are defined by quality group D according to EN ISO 10042, if it is not specified on the actual scale drawing or data sheet. Any form of liability is excluded for the information included in this datasheet. All details and calculation values are checked to the best of our ability, but these do not ensure any intrinsic product properties; due to the wider-ranging possible applications, it is advised that all technical data herewith included be confirmed through testing carried out by the end-user. asa technology Produktions- und Vertriebs GmbH reserves the right to modify the product without any separate notification. This refers to both technical data and the product itself. Furthermore, it is herewith specified that the datasheet does not substitute the corresponding scale drawings, assembly and installation guidelines, nor the operating instructions.
 DD-10FT0115MD02-en-rev0 © asa technology, November 2022 3/8

Oil/Air Cooler eco-exchanger FT 11

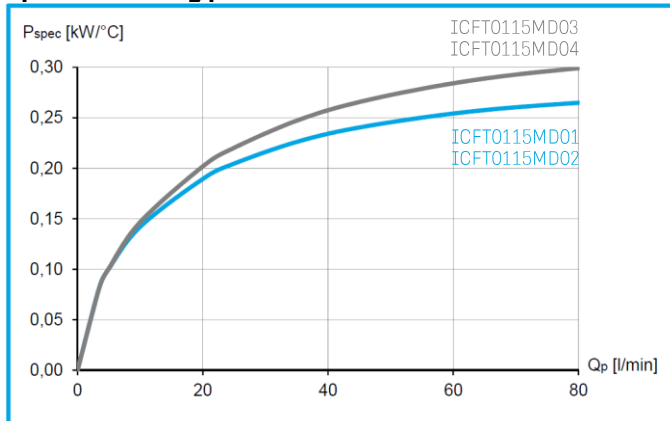
12V / 24V DC with integrated suction filter and tank



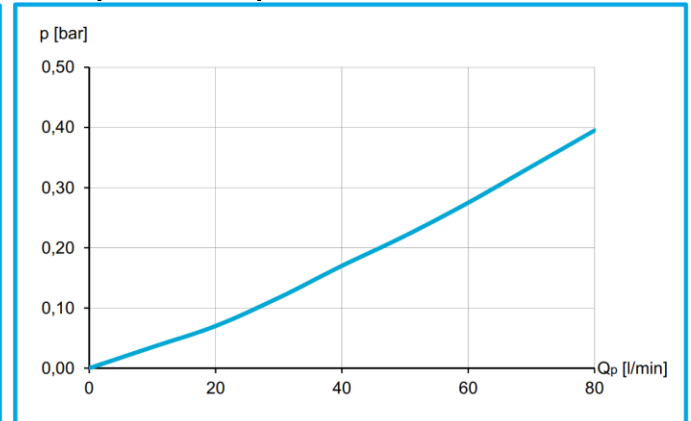
Technical Data

order number	description	motor power	current	protection	air flow	noise level	L	weight
		[kW]	[A]		[kg/s]	[dB(A)]	[mm]	[kg]
ICFT0115MD01	ECO 11 12V DC filt. w. filter i.tank	0,16	12,5	IP 68	0,60	77	232	15
ICFT0115MD02	ECO 11 24V DC filt. w. filter i.tank	0,18	7,0	IP 68	0,60	77	232	15
ICFT0115MD03	ECO 11 12V DC h.p. filt. w. filter i.tank	0,29	22,2	IP 68	0,74	79	252	16
ICFT0115MD04	ECO 11 24V DC h.p. filt. w. filter i.tank	0,29	11,0	IP 68	0,74	79	252	16

Specific cooling performance



cooler pressure drop at 30cSt



Radiator

material:	aluminium
working temperature range:	-20°C to +100°C (oil temperature)
air fin shape:	wavy
max. working pressure:	1,2 bar

Tank

capacity	12 l
----------	------

Filter

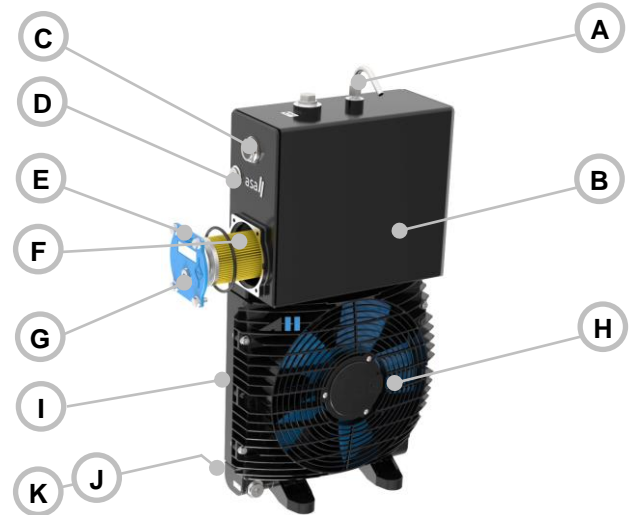

filter efficiency	$\beta_{20} > 2$ DHC $\geq 50g$ ISO MTD DUST (0,3bar – 15cSt) to ISO 16889
pressure drop	0,03 bar @ 45lpm 0,06 bar @ 70lpm in accordance to ISO 3968

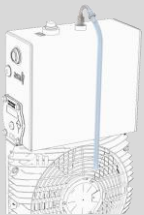







Oil/Air Cooler eco-exchanger FT 11











12V / 24V DC with integrated suction filter and tank



Standard Options & Spare Parts



Options	
1	Drain hose part number: HC10KK 
2	Temperature switch / temp. sensor part numbers: ILLZTH5069K (50°C) ILLZTH6069K (60°C) ILLZTH7069K (70°C) ILLZTH9069K (90°C) ILLZTT5069K (sensor 45-55°C) <i>Sensor must be combined with temperature control*, switches can be combined</i> 
3	Optical clogging indicator part number: HFZV008SK electric indicator on request 
4	High performance fan configuration See performance chart page 4 brushless fan unit on request 
5	Temperature control* part numbers: ILLZTC12-3K (12V DC) ILLZTC24-3K (24V DC) 
6	Drain plug valve part number: HADVM26K 
7	Hydraulic or 230V 50Hz AC fan drive part numbers: on request 
8	Vibration absorbers Part number: MDGQ504510AAK (type A) 

Spare Parts	
A	Drain hose incl. breather pipe kit Part number: MW1661HK 
A1	Breather pipe Part number: MW1661K 
A2	Drain hose Part number: HC10KK 
B	Aluminium radiator with tank part number: ILLEC11FTB01K 
C	Oil level indicator part number: HTFLA5GK 
D	Temperature switch / temp. sensor part numbers: ILLZTH5069K(50°C), LLZTH6069K(60°C) ILLZTH7069K(70°C), ILLZTH9069K(90°C)) ILLZTT5069K (sensor 45-55°C) 
E	Filter cover and o-ring kit part number: ILLEFTDK 
F	Filter cartridge with o-ring kit part number: HFEP00110B00K 
G	Optical clogging indicator part number: HFZV008SK electric indicator on request 
H	Fan unit kit (incl. motor, fan guard, fan, fasteners) part numbers: ICFT0115MD01: ILLELE0295A1 ICFT0115MD02: ILLELE0295O2 ICFT0115MD03: ILLELE0295A5 ICFT0115MD04: ILLELE0295A6 
I	Temperature control* part numbers: ILLZTC12-3K (12V DC) ILLZTC24-3K (24V DC) 
J	Drain valve part number: HADVM26K 
K	Drain coupling part number: HADCM26K 

This data sheet and the corresponding scale drawings are to be used as a general guideline and technical overview of our products. Please contact us if more exact information is needed. As we are constantly improving our products, their characteristics, dimensions and weights may also change, although we do our best to incorporate these changes continually. asa assumes no liability for any information therein, any errors, omissions, misprints, nor any direct or indirect damages, losses or costs resulting therefrom. Any cooling performances and general technical values indicated in this catalogue are measured at a test bench according to asa testing procedures or calculated, based on such tests. They represent a basis for your product selection. Due to different conditions in testing and application environments the performance may also vary by +/- 15%. All sound values are determined in accordance with ISO 9614-2, DIN EN ISO 11203 accuracy class 3 or Machinery Directive 2006/42/EG and are A-rated. At some of the performance data, possible differences to competition data are possible. The reason to that are no existing standardized testing procedures on individual subjects, e.g. for cooling performance measurements. Therefore, we recommend all products to be checked under the system operating conditions. This is also true of vibrations and mechanical stress as well as for pressure peaks and thermal stress and any other relevant factors. General tolerances according to DIN ISO 2768-vL, General tolerances for casted parts according EN ISO 8062-3 (DCTG 10). Tolerances for rubber parts are according to ISO 3302-1 (class M4-F+C). The tolerances of welding seams are defined by quality group D according to EN ISO 10042, if it is not specified on the actual scale drawing or data sheet. Any form of liability is excluded for the information included in this datasheet. All details and calculation values are checked to the best of our ability, but these do not ensure any intrinsic product properties; due to the wide-ranging possible applications, it is advised that all technical data herewith included be confirmed through testing carried out by the end-user. asa technology Produktions- und Vertriebs GmbH reserves the right to modify the product without any separate notification. This refers to both technical data and the product itself. Furthermore, it is herewith specified that the datasheet does not substitute the corresponding scale drawings, assembly and installation guidelines, nor the operating instructions.

DD-ICFT0115MD02-en-rev0 © asa technology, November 2022 5/8